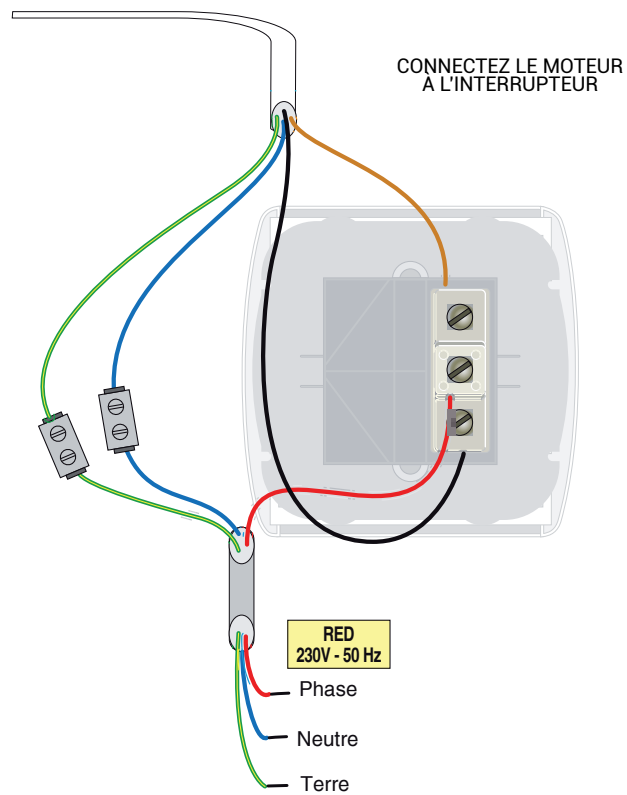


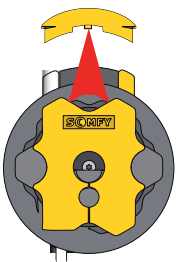
INSTALLATION MOTEUR LT



Schema de connexion



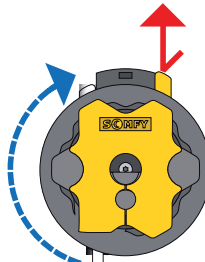
ENLEVER LE BOUCHON DE FIN DE COURSE



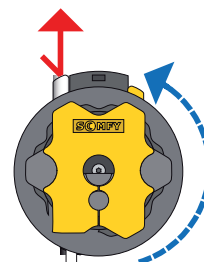
TOUJOURS LES BOUTONS DE FIN DE COURSE



PORTER LE STORE À LA POSITION HAUTE ET ENLEVER LE BOUTON



PORTER LE STORE À LA POSITION BASSE ET ENLEVER LE BOUTON



METTRE LE BOUCHON DE FIN DE COURSE

