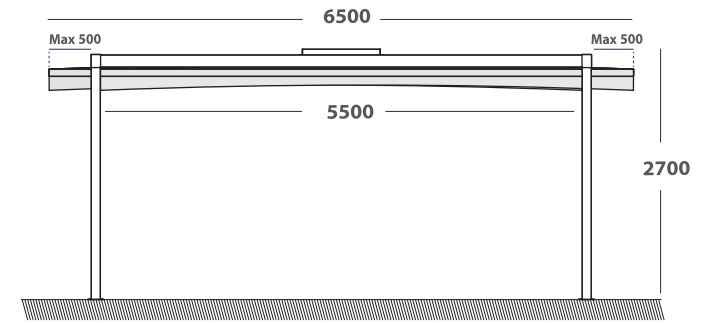
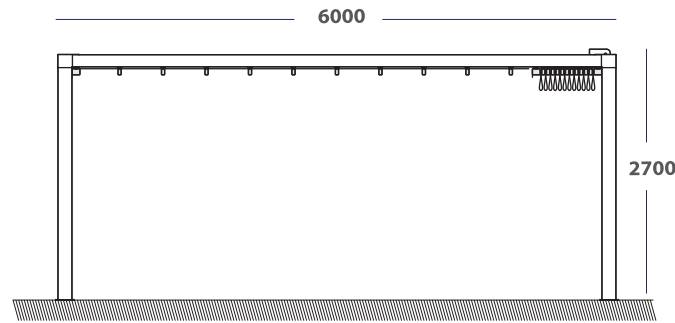







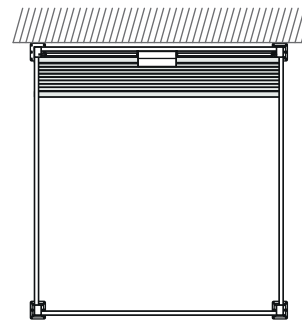
CARACTERÍSTICAS



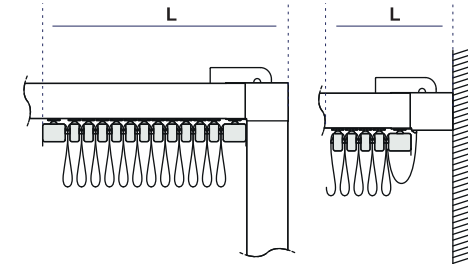
INSTALACIÓN



AUTOPORTANTE



ADOSADA



S Total	Perfiles	L
2379	3	480
3239	5	570
4099	7	670
4959	9	770
5819	11	860



ACCIONAMIENTO

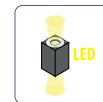


MOTOR

OPCIONES



LED
(Perfil Lona)



STEP LED
(Pies)



TEJADILLO



PERFIL MOTOR

CERTIFICACIONES



TORNILLERIA



MARCA CE



PROTECCION
UV



TEJIDO
IGNIFUGO



GARANTIA
5
YEARS

COLORES C-3



Ral 9010



Ral 1013



Ral 9016
Sablé



Ral 1013
Sablé



Ral 9006
Sablé



Ral 9010
Semilucido



Ral 1013
Semilucido



Ral 9006
Opaco



Grigio Ferro



Corten

MÁS INFORMACIÓN
APP



www.mecanotoldo.com