


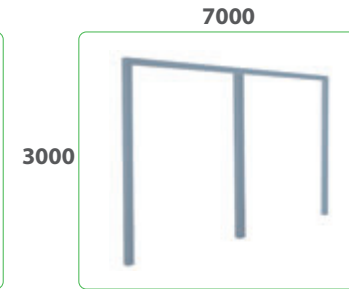
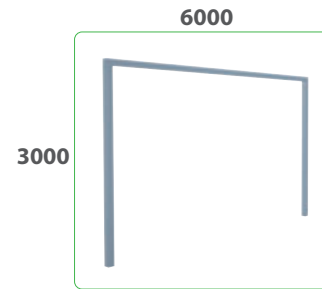


Estructura en hierro lacado

### CARACTERÍSTICAS

MEDIDAS		
LÍNEA MÁXIMA	ALTURA MÁXIMA	PIES
6000	*3000	2
7000	*3000	3

\*Altura Standard 2500



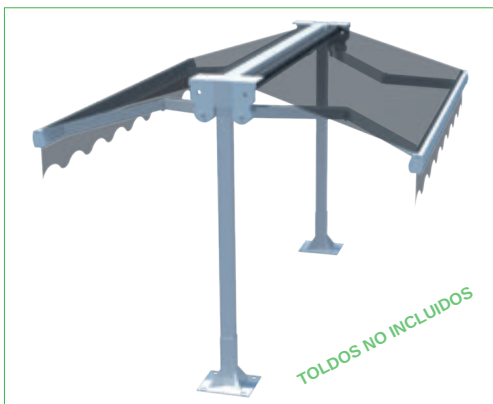
PERFIL ESTRUCTURA

### INSTALACIÓN




Posibilidad de instalación simple (1 toldo)

TOLDOS NO INCLUIDOS




Posibilidad de instalación doble (2 toldos)

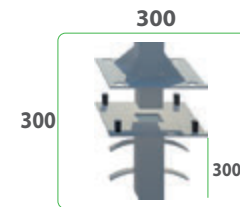
TOLDOS NO INCLUIDOS




BASE CUADRADA



BASE RECTANGULAR



BASE EMPOTRABLE



BASE JARDINERA

### OPCIONES




BASE CUADRADA



BASE RECTANGULAR




BASE EMPOTRABLE



BASE JARDINERA



RUEDAS



TEJADILLO

### CERTIFICACIONES



TORNILLERÍA

### COLORES



Carta RAL

MÁS INFORMACIÓN APP



www.mecanotoldo.com