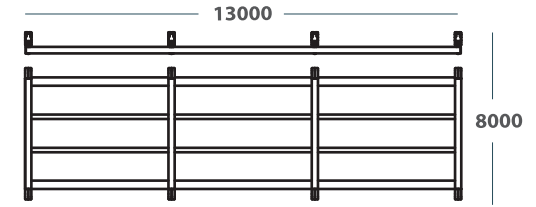
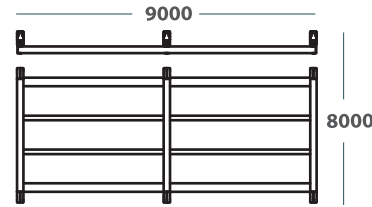
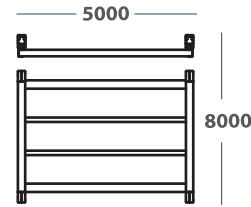
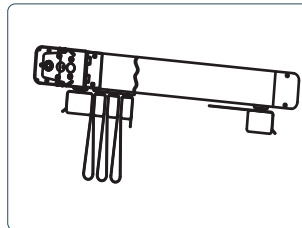


CARACTÉRISTIQUES

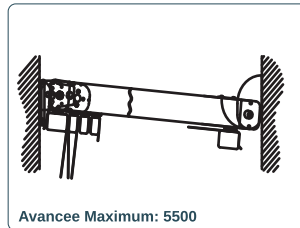


INSTALLATION

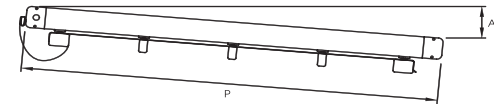
FIXATION LATÉRALE



FIXATION FACE



Avance Maximum: 5500



A cm	Pend.						N° Vagues	I	
	9,5%	11,5%	13,5%	14,5%	15%	15%		Palier	Fourreau
200	19	23	27	29	30	30	3	46	39
250	24	29	34	37	38	38	4	50	43
300	29	35	41	44	45	45	5	55	48
350	34	41	48	51	53	53	6	60	53
400	38	46	54	58	60	60	7	64	57
450	43	52	61	66	68	68	8	69	62
500	48	58	68	73	75	75	9	74	67
550	53	64	75	80	83	83	10	78	71
600	57	69	81	87	90	90	11	83	76
650	62	75	88	95	98	98	12	88	81
700	67	81	95	102	105	105	13	93	86
750	72	87	102	109	113	113	14	97	90
800	76	92	108	116	120	120	15	102	95



MANŒUVRE



MOTEUR

EN OPTION



LED
(Profil Portetoile)



AUVENT



PROFIL MOTEUR

CERTIFIÉ



VISSERIE



MARQUE CE



PROTECTION
UV



TISSU
IGNIFUGE



GUARANTY
5
YEARS
GARANTIE



COULEURS C-3



Ral 9010



Ral 1013



Ral 9016
Sablé



Ral 1013
Sablé



Ral 9006
Sablé



Ral 9010
Semilucide



Ral 1013
Semilucide



Ral 9006
Opaque



Grigio Fer



Corten

PLUS D'INFORMATIONS
APP



www.mecanotoldo.com