






Tube d'enroulement de 80mm




Supports métalliques et bouchons en plastique




Tissus avec des opacités de 1%, 3%, 5% et Blackout

CARACTÉRISTIQUES

DIMENSIONS	
LARGEUR MAX	HAUTEUR MAX
5000	3500

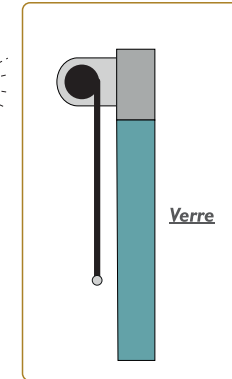


MANUEL AVEC TREUIL

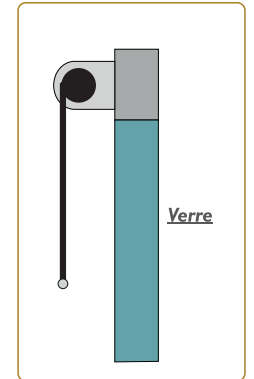


MOTEUR

ENROULEMENT



STANDARD



INVERSE

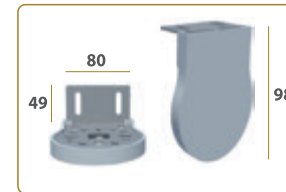
INSTALLATION



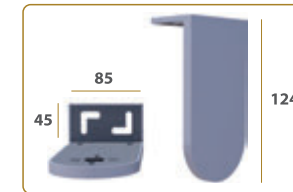
FACE



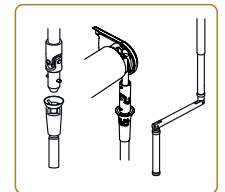
PLAFOND



SUPPORT STANDARD



SUPPORT LONG



MANIVELLE ARTICULEE

MANŒUVRE



MANUEL
(Treuil)

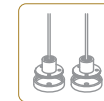


MOTEUR
(Rapide)

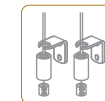
EN OPTION



SUPPORT LONG



GUIDAGE CÂBLE
(Au Sol)



GUIDAGE CÂBLE
(Au Mur)

CERTIFIE



VISSERIE

COULEURS



Blanc



Ivoire



Gris



Noir

PLUS D'INFORMATIONS
APP

